



#CANDPVIRTUALGAMES



SKIPPING

Welcome to the Cambridgeshire and Peterborough Virtual School Games hosted by Living Sport and the Cambridgeshire and Peterborough School Games Organisers.

WHO FOR?

This is aimed at all children in Key Stage 1 and 2.

WHEN

Week beginning 8th March 2021.

FORMAT

There are 3 skipping challenge levels:

- Bronze – Beginners
- Silver – Intermediate skippers
- Gold – Advanced skippers

The children can have as many attempts as they would like but to achieve the appropriate level they must perform 10 of each skill without a mistake.

There is also an additional 'Personal Challenge' for children to take part in if they want.

How many skips can you do in 1 minute?

THEME

The focus of this event is determination and self-belief.

RESOURCES

Each level can be found on the attached instruction sheets.

A results sheet is also included so you can track children's progress.






SKIPPING – BRONZE

1. Double Bounce and Jump

Objective: Learn how to bounce and jump over a static rope.

Tip: With a rope laid flat on the floor, perform a double bounce with a jump over the rope and repeat.



2. Turn and Step

Objective: Turn the rope taking it over the head with a step-over to finish.

Tip: With arms by your side, turn the rope over your head and become familiar to the timing of the swing. Step over the rope as it reaches the floor.

If children find this difficult, they can use a hoop as this is easier to control and for the child to predict when to jump.



3. Turn and Skip

Objective: Turn the rope taking it over the head with a jump to finish.

Tip: With arms by your side, turn the rope over your head and become familiar to the timing of the swing. Jump over the rope as it reaches the floor.





SKIPPING – SILVER

1. Forward Double Bounce

Objective: Take off and land with two feet together with a double bounce.


Tip: Keep knees soft, jump low.



2. Twister

Objective: Take off and land moving side to side.

Tip: Keep your feet together at all times.



3. Legs Together Legs Apart

Objective: Take off and land whilst moving your legs apart and together.

Tip: In a jumping jacks style jump with feet shoulder width apart.



4. Side by Side with One Rope

Objective: With your partner at your side, jump together using the one rope.

Tip: Standing side by side holding a handle each, turn the rope and jump together.





SKIPPING – GOLD

1. Backward Double Bounce

Objective: Take off and land with two feet together with a double bounce backwards.


Tip: Jump low and short backwards.



2. Running Skip

Objective: Take off and land moving forwards with an alternate knee lift.

Tip: Jump from a single foot moving forwards before lifting the knee.



3. Cross Over

Objective: Take off and jump through the hoop with your arms crossed.

Tip: Hold the handles at the end and cross your arms at the elbows for a wider reach.



4. Perform 1, 2 and 3 one after the other without stopping.

5. Partner side by side 2 ropes

Objective: With your partner at your side, jump together using two ropes.

Tip: Standing side by side, exchange the inside rope handles. Turn the ropes and jump together.

