

WELCOME



Reading at Arbury Primary School Kathy Whiting and Sophie Evans

1. Overview of ERR (Early Reading Research) including demonstration lesson
2. Home reading, reading diaries, book bags
3. Importance of being read to.. story time....

Background

- ERR began in 1995 and has involved 15 000 children , 250 teachers and 9 authorities.
- It has investigated the most effective approaches to improving standards in reading/writing/spelling; ensuring all children reach age appropriate standards; preventing the occurrence of reading difficulties.

What does it teach?

It teaches 26 letter sounds, 35 letter combinations (sh, th, ck, wh, ur, ai etc) and 100 high frequency words/vocabulary (+ suffixes and prefixes in Y2)

Use these words and combinations in your writing.

a	m	s	t	i	
f	d	r	o	g	
l	h	u	c	b	
n	k	v	e	p	
w	j	y	x	q	z

First 16 words

a	in	of	to
and	is	that	was
he	it	the	went
I	my	then	with

Next 24 words

am	are	at	come
for	had	has	have
her	his	little	me
one	out	saw	see
she	some	there	they
this	we	when	go

Last 60 words

about	could	make	take
after	did	new	their
all	do	next	then
an	down	not	three
as	from	now	time
away	get	off	today
back	got	old	too
be	here	on	two
up	him	once	because
big	into	other	us
but	last	our	very
by	like	over	were
call	live	put	what
came	look	said	will
can	made	so	you

Letter combinations

ck	th	er	ing	sh	wh	qu	ar
ea	oo	ee	ai	ch	or	ay	igh
ur	oa	au	ou	aw	ir	kn	oi
ph	ey	oy	ew	air	ear	oor	Modifying e
zz	ff	ll	ng	ss	ie	ue	ow

The 15 minute session happens 2 or 3 times a day

1. 2 minutes of 'synthesis' (putting sounds together to help reading) ORAL
2. 2 minutes of 'segmentation' (starting with the whole word and breaking it up, this helps with writing and spelling) ORAL
3. 2 minutes of 'phonics' VISUAL
4. 2 minutes of 'sight vocabulary' VISUAL
5. 7 minutes of reading a big book

Principles

OR...the technical bit!

1. short focussed sessions spread through the day
2. a range of real books
3. identifying the order in which new skills are taught
4. teaching one skill at a time
5. 'Interleaved learning'...revisiting the old while learning the new
6. 'Meta cognition'...teachers and children have an understanding of why certain ways of teaching are more effective than others; children are told 'We are going to do some synthesis, this helps us learn to read'
7. Teaching to fluency ie not pausing, just knowing it

Phonics

- Children are expected to be able to decode real and fake words using knowledge of combinations.
- Eg flarg and quorg and skarld and quigh and voisk and strabe....useful stuff!

At home


- Home reading
- Book bags
- Reading diaries

Week beg. 3.10.16

My Reading Record

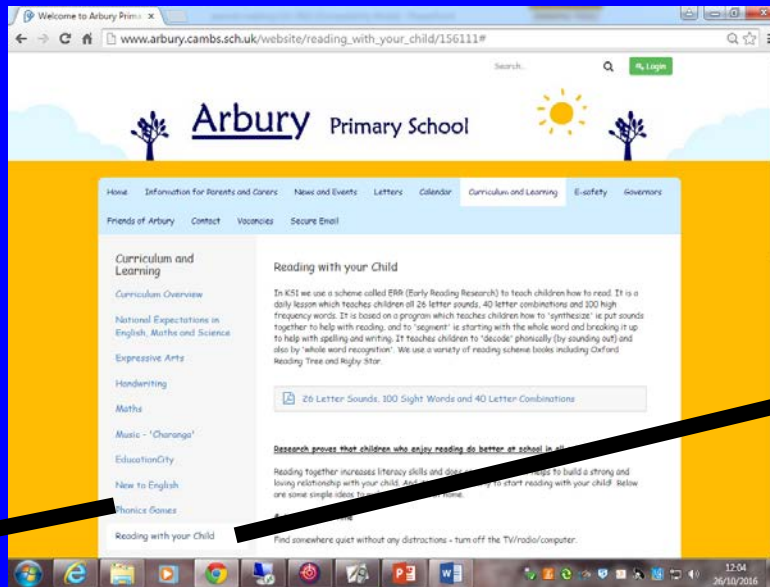
Date	Book and page number	Comments
3/10	'Not Norman' Norman the slug with the silly shell.	Both books very well read. I was funny funny when he had a donut on his back.
4/10	Dragon stew	Funny when walking on the dragon and didn't know
5/10/16 5/10	On the way home.	Brilliant reading we practiced reading with an even bigger voice! 16.
6/10	the boy who hated tooth brushes	it was funny funny when we didn't like tooth brushes and we didn't
7/10	on the way home. Friction man	- very well read.

Tricky words, or words to practise



At home

- The importance of story time everyday
- Website links for families including phonics games



26 Letter Sounds and 100 Sight Vocabulary Words

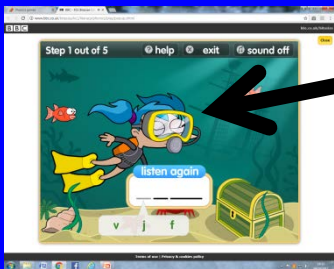
Letter Sounds	First 10 Words	Next 24 Words	Last 50 Words
a	a	am	today
an	an	and	could
at	at	are	do
ax	ax	ax	after
ay	ay	ay	an
az	az	az	away
b	b	ba	ba
be	be	be	be
bi	bi	bi	bi
bo	bo	bo	bo
bu	bu	bu	bu
by	by	by	by
c	c	ca	ca
ce	ce	ce	ce
ci	ci	ci	ci
co	co	co	co
cu	cu	cu	cu
cy	cy	cy	cy
d	d	da	da
de	de	de	de
di	di	di	di
do	do	do	do
du	du	du	du
dy	dy	dy	dy
e	e	ea	ea
ee	ee	ee	ee
ei	ei	ei	ei
eo	eo	eo	eo
eu	eu	eu	eu
ey	ey	ey	ey
f	f	fa	fa
fe	fe	fe	fe
fi	fi	fi	fi
fo	fo	fo	fo
fu	fu	fu	fu
fy	fy	fy	fy
g	g	ga	ga
ge	ge	ge	ge
gi	gi	gi	gi
go	go	go	go
gu	gu	gu	gu
gy	gy	gy	gy
h	h	ha	ha
he	he	he	he
hi	hi	hi	hi
ho	ho	ho	ho
hu	hu	hu	hu
hy	hy	hy	hy
i	i	ia	ia
ie	ie	ie	ie
ii	ii	ii	ii
io	io	io	io
iu	iu	iu	iu
iy	iy	iy	iy
j	j	ja	ja
je	je	je	je
ji	ji	ji	ji
jo	jo	jo	jo
ju	ju	ju	ju
ky	ky	ky	ky
l	l	la	la
le	le	le	le
li	li	li	li
lo	lo	lo	lo
lu	lu	lu	lu
ly	ly	ly	ly
m	m	ma	ma
me	me	me	me
mi	mi	mi	mi
mo	mo	mo	mo
mu	mu	mu	mu
my	my	my	my
n	n	na	na
ne	ne	ne	ne
ni	ni	ni	ni
no	no	no	no
nu	nu	nu	nu
ny	ny	ny	ny
o	o	oa	oa
oe	oe	oe	oe
oi	oi	oi	oi
oo	oo	oo	oo
ou	ou	ou	ou
oy	oy	oy	oy
p	p	pa	pa
pe	pe	pe	pe
pi	pi	pi	pi
po	po	po	po
pu	pu	pu	pu
py	py	py	py
q	q	qa	qa
qe	qe	qe	qe
qi	qi	qi	qi
qo	qo	qo	qo
qu	qu	qu	qu
qy	qy	qy	qy
r	r	ra	ra
re	re	re	re
ri	ri	ri	ri
ro	ro	ro	ro
ru	ru	ru	ru
ry	ry	ry	ry
s	s	sa	sa
se	se	se	se
si	si	si	si
so	so	so	so
su	su	su	su
sy	sy	sy	sy
t	t	ta	ta
te	te	te	te
ti	ti	ti	ti
to	to	to	to
tu	tu	tu	tu
ty	ty	ty	ty
u	u	ua	ua
ue	ue	ue	ue
ui	ui	ui	ui
uo	uo	uo	uo
uu	uu	uu	uu
uy	uy	uy	uy
v	v	va	va
ve	ve	ve	ve
vi	vi	vi	vi
vo	vo	vo	vo
vu	vu	vu	vu
vy	vy	vy	vy
w	w	wa	wa
we	we	we	we
wi	wi	wi	wi
wo	wo	wo	wo
wu	wu	wu	wu
wy	wy	wy	wy
x	x	xa	xa
xe	xe	xe	xe
xi	xi	xi	xi
xo	xo	xo	xo
xu	xu	xu	xu
xy	xy	xy	xy
y	y	ya	ya
ye	ye	ye	ye
yi	yi	yi	yi
yo	yo	yo	yo
yu	yu	yu	yu
yy	yy	yy	yy
z	z	za	za
ze	ze	ze	ze
zi	zi	zi	zi
zo	zo	zo	zo
zu	zu	zu	zu
zy	zy	zy	zy

Letters in words are in order, starting with the most commonly used in the English language.

40 Letter Combinations

ck	th	er	ing	sh	wh	qu	ar
ea	oo	ee	ai	ch	or	ay	igh
ur	oa	au	ou	aw	ir	kn	oi
ph	ey	oy	ew	air	ear	oor	Making e *
zz	ff	ll	ng	ss	ie	ue	ow

* Mad becomes Made / Sit becomes Site etc



MAIN MESSAGES

- Teach letter sounds rather than names
- Read with your child every bedtime
- Ask questions about the story
- Let your child see you reading
- If you are raising your child bilingually, read in both languages
- Visit the local library and borrow books
- Make reading a pleasure not a chore..ENJOY!